



Kenora Police Services Board Regular Meeting Agenda

Tuesday, May 7, 2019

9:00 a.m.

Kenora OPP Hwy 17A Detachment Boardroom

1. Roll Call

2. Oath of Office – A. Poirier

3. Declarations of Pecuniary Interest

4. Confirmation of Minutes – Resolution #1

- February 14, 2019 – Regular Board Meeting

5. Outstanding Items from Minutes

- Primary causal factors in fatal motor vehicle collisions – reporting zero
- Strategic Plan (Jeff to provide to Secretary for distribution)
- Prisoner transport costs

6. Receipt of Correspondence – Resolution #2

- February 25 – MCSCS – Minister re: Community Safety Plans
- March 1 – OAPSB – News & Updates
- March 8 – D/C Duggan – Court Security & Prisoner Transport grant
- March 8 – OAPSB – Submission to Standing Committee on Justice Policy
- March 8 – D Bruyere – Zone 1 fall meeting
- April 18 – MCSCS - Update on Transformation of Policing Grants for 2019-20 and On-going
- April 18 – MCSCS - 2019-20/2021-22 Community Safety and Policing Grant
- April 18 – OAPSB – Announcement – Ministry rename
- May 1 – OAPSB – News & Updates

7. Reports to Receive – Resolution #3

- Presentation by J. Duggan on the Operations (previously provided to Council)
- Kenora OPP January, February, March 2019 Monthly Reports

8. New Business

- OAPSB Spring Conference Attendance
- Kenora Police Services Board Policies & Protocols
- Zone 1 – Save the Date – October 9 & 10
- Update on Transformation of Policing Grants for 2019-20 and On-going

9. Next Meeting

10. Adjournment – Resolution #4



MINUTES

Kenora Police Services Board

Regular Meeting

February 14, 2019

9:00 a.m.

Kenora OPP Hwy 17A Detachment Boardroom

Present: Sara Dias, Board Chair
Dan Reynard, Member
Whitney Van Belleghem, Member
Jeff Duggan, OPP Detachment Commander
Adam Ilman, OPP Detachment Manager
Heather Pihulak, Board Secretary

Media Present: 89.5 the Lake, Daily Miner & News

1. Declarations of Interest

There were none declared.

2. Confirmation of Minutes – Resolution #1

Moved by D. Reynard, Seconded by W. Van Belleghem & Carried: -

That the minutes of the last regular meeting of the Kenora Police Services Board held December 18, 2018 be confirmed as written and circulated.

3. Receipt of Correspondence – Resolution #2

Moved by D. Reynard, Seconded by W. Van Belleghem & Carried: -

That the following correspondence submitted to the Kenora Police Services Board be received and ordered filed:

Email Communication:

- October 15 – MCSCS – Cannabis e-training
- October 16 – MCSCS – Update on Cannabis Legislation
- October 17 – MCSCS – Letter from Minister Tibolio (Cannabis)
- October 17 – MCSCS – Cannabis Statute Law Amendment
- October 18 – MCSCS – Motorcycle Helmet Exemption Under HTA-Sikh
- October 19 – MCSCS – Cannabis Set Fines
- October 19 – MCSCS – Contact with Consular Offices
- October 22 – MCSCS – Crime Prevention Week
- October 24 – MCSCS – Basic Constable Training
- October 24 – MCSCS – Requests for Seats – Basic Constable Training
- October 24 – MCSCS – Guidance Notes from Ontario Police Health & Safety
- October 29 – MCSCS – Police Record Checks Reform Act 2015
- October 29 – MCSCS – RIDE Grant Approval Notification
- November 2 – MCSCS – RIDE Grant Agreement
- November 5 – OAPSB – New Minister (CSCS) Announcement
- November 6 – OAPSB – 2019 Membership Renewal

- November 7 – MCSCS – Approved Drug Screening Equipment Update
- November 13 – MCSCS –Seizure & Disposition Report Form
- November 13 – MCSCS – Amendment to Ont Reg 267/10-SOU
- November 15 – MCSCS – Cannabis Update
- November 16 – MCSCS – PRCRA Cannabis Exemption
- December 4 – MCSCS – Road Safety Amendments to HTA
- December 5 – MCSCS – Policing Effectiveness & Modernization Update
- December 6 – MCSCS – Changes to Blood Alcohol Concentration
- December 6 – OAPSB – Welcome Letter from Minister Jones
- December 6 – MCSCS – Changes to Charge Wording for Offences
- December 6 – Zone 1 Secretary – Zone 1 Update
- December 13 – OAPSB -Announcement-OAPSB Chair
- December 21 – Debra Bruyere -Zone 1 Update & 2019 Invoice
- January 3 – MCSCS – PEM Grant Interim Report Request
- January 8 – OAPSB – New Chair Announcement
- January 8 – S. Dias, Bd Chair – Peterborough Complaint Investigations
- January 10 – OAPSB Membership Renewal
- January 30 – OAPSB Conference Sponsorship
- February 7 – S. Dias – HSJCC Webinar: Community Safety & Well Being Planning

4. Receipt of Reports – Resolution #3

Moved by W. Van Belleghem, Seconded by D. Reynard & Carried: -

That the Kenora Police Services Board hereby accepts the Kenora OPP December 2018 monthly report as presented.

Jeff Duggan, Detachment Commander reviewed the December 2018 monthly report. The January reporting is not ready as the civilian data is not ready. This is the system that the officers use to call in and dictate reports. The January report will be ready for next meeting.

Policing costs actuals for 2018 were \$5,631,454. Estimated cost for 2019 \$6,150,000. Estimate Costs for 2018 were \$5,729,785.00.

Total calls for December 2018 was 1,491.

Violent crime assaults are down slightly by 23%. Note there is an abduction noted there. It could be anything for custody disputes, however, no kids were in danger.

Robberies we had zero in 2018. Other crimes are up 6 to 10.

Common trend theft under is up 66% - thefts from grocery stores, vehicles, minor in nature but all count as theft under. Directly attributed towards substance abuse and mental health.

Mischief is up, minor – up 6 to 10 for a total of 71.

Drug crime you see zero but that will change. There is a lot involved with drug crimes so that will change as cases continue to be investigated.

Clearance rates – these will change as investigations wrap up.

Violent crime 63.6% clearance rate and property crime 35.2% clearance rate for 2018. They now have a full time DNA warrant writer at the detachment who solely is writing DNA warrants. Having a lot of success matching profiles and laying profiles.

HTA down significantly in 2018. Commander Duggan noted that it is very weather dependant on highway conditions. In 2018, distracted driving stats 105 charges were laid. It is becoming the leading cause of fatal motor collisions.

Primary causal factors in fatal motor vehicle collisions. Jeff is looking into why this came up as zero in the report as it should not be. He will put in the report for next meeting.

Public complaints investigated by OIPRD report at zero.

452.5 patrol hours are in line with last year. D/C Duggan wants officers doing more specific policing. 75.25 hours of foot patrol and school patrol hours of 98. Officers are directed with daily foot patrols in schools and navigate around and to be familiar with kids.

Board Member Reynard questioned the violent crime statistic which reports down by 10%. Property crimes, theft under makes up 55% of crime. Substance abuse is driving this. This is easy to commit and hard to solve. If a vehicle is unlocked there is virtually no evidence. Despite all of the public awareness that is done, they still see a lot of thefts from unlocked property. The substance abuse in the City has shifted and there is a core group of offenders in the community. Small group of people committing majority of crimes.

Board Member Reynard would like to see comparative numbers with reporting the number of patrol hours. It's nice to have the numbers to refer to. It creates evidence that there is police presence. Officers have to enter what they do daily down to half hour. Can see how many actual officers spend in the City of Kenora.

Jeff can present the presentation he did for Council to the Board would be helpful explaining their operation.

Whitney questioned if we keep stats on officers, such as age, gender, hometown, etc. Jeff indicated they are focusing on recruiting out west rather than within Ontario. When new officers are stationed in Kenora, for their orientation the first four days is all local training. They get all kinds of local training of what they have here as far as local services. Unique to the services what we have here in Kenora. Do the new officers sit down with indigenous youth and elders? Officers get on the job training and get opportunities to go with command staff to meet with elders and community members. As part of their orientation after their initial 6 months, they will spend a block of shifts in Treaty 3 areas. We assist Treaty 3 every day so they get time in the communities so they are familiar with those communities.

Board Member Van Belleghem noted that she would like to see agreements between the OPP, Treaty 3 and NAPS? There are several MOUs with hospital, child and welfare agencies and would like to take a look at those. Try to get sense of what the relationships are with the community agencies.

Whitney wants to see the major case management process. Bob Bernie could sit with the board and explain.

As a facilities update, the Highway 17E location that the OPP use will see their lease expire in July and the facility will be closed.

There is a lot of public attention with bank closures at night and calls for service. Jeff met with all the banks and they are trying to come up with a solution for increased presence. Some banks have chosen to lock doors and some have chosen security.

Snowmobile hours is not recorded although they do daily patrols on ice road. Officers are on ice road all the way to the NW Angle. Held a snowmobile course which included training a lot of our officers on snowmobile patrol. All had to have cold weather immersed training as a requirement by the Ministry of Labour. This requires the officer to jump in ice cold water and get out and light a fire to stay warm.

Risk table referrals in December there was 6 lower in December.

Under staffing changes, Adam Illman is the new Staff Sergeant and deals with the day to day operations of road members. Jim Neild is currently doing a 4 month acting assignment on the human resources side of things.

Kenora Substance Abuse and Mental Health Task Force is talking about doing a visioning session with the public and invite everyone to see what task force does and each pillar does. Adam Smith from City is part of the team from the City, but there is still a need for a full time coordinator.

The detachment still has five officer vacancies that's in addition to the five recruits we are getting. This number is pretty common for a detachment of this size. These are constable positions. There are five new recruits starting next week and then assigned to platoons with coach officers.

Sarah explained that many of the other Police Services Boards across the province have reporting specific to mental health/substance abuse and opioid deaths.

Resolution #4 – New Motion introduced

Moved by D. Reynard, Seconded by W. Van Belleghem & Carried: -

That the Kenora OPP Monthly Reports provided to the Kenora Police Services Board also include the following data:

- Mental Health Calls
- Opioid Deaths
- Substance Abuse Calls

There were 270 total mental health calls for service in 2018. 220 behavioural mental health screeners which means they likely went to hospital or admitted to other services.

In 2018 there were two opioid deaths, 2017 one and in 2016 zero. Those are fatal and that number could change as you get post mortem results back. Those are the numbers back. Suspected non-fatal were eight in 2018, seven in 2017 and two in 2016.

5. New Business

a) Naloxine Kits - OPP

The officers all carry the kits and are all trained. If they get into a situation where they are exposed and get to a location where ambulance is not present, they use a nasal spray and carry each on themselves.

b) Strategic Plan for the Board

The plan is online and would like to see the report. Jeff provide the strategic plan to Heather and she will deliver it to the board.

c) OAPSB Spring Conference Attendance

Board member Reynard cannot attend the conference and Whitney will get back to Heather if she can. Sara will review her schedule as she will be away at that time for work.

d) OAPSB Spring Conference Donation Request

Resolution #4a – Moved by D. Reynard, Seconded by W. Van Belleghem & Carried: -

That the Kenora Police Services Board sponsor the Ontario Association of Police Services Board Spring Conference with a \$100 donation towards conference costs.

e) Court Security Subsidy

D/C Duggan noted that typically the City of Kenora has received the court security subsidy, has received it up to 2018 but if there are any subsidies they will receive them. The CSPT grant program will be continued for another year and has now reached the final goal of distributing \$125M to municipalities across the province and the grant offsets slightly less than 80% of the costs reported by municipalities to the Province. The grant program was gradually phased in over seven years and 2019 is the last year of the phase in period. Each OPP policed municipality is receiving a CSPT grant for 77.18% of their estimated 2019 CSPT costs.

In 2015 we received \$23,000, \$46,000 in 2016, \$123,000 in 2017, \$101,000 in 2018.

f) Public Complaints – OIRPD Direction

Jeff spoke to the OIRPD and if the board receives a complaint they should direct the complaint to the OIRPD and advise that person to contact them. All of the forms are online for the public to access and available at City Hall. Jeff can also get us more if we need them. It was questioned if these are available in any other language? They have an Indigenous investigator assigned to their unit and will review/assist as required.

Jeff reviewed the process. The citizen files the complaint, and it is handled by that office. The local commander is advised eventually when deemed appropriate by the OIRPD. There are different streams. I will get notification from the professional standards bureau and we must provide duty reports, notes, any other type reports they request. It is transferred back to the professional standards bureau. Get request for any kind of documentation.

Report logs, cell video, GPS data, officer notes. One of the options is local resolution – when they come to us, we speak to the complainant. They have given direction that the report are the guidelines.

For simplicity sake, the complaint is to the OIPRD. It is extremely time lined but as explained, the process is not a huge task. Not referring to an agency this is very streamlined and easy.

h) Presentation – Transportation of Ontario Review board Accused

Large increase of population in mental health facility. Typically go to Thunder Bay regional. One issue being faced with there is no legislation who is responsible for transportation of these patients. Doesn't indicate whose responsibilities it is and this is a huge issue.

Chair of Provincial human services justice committee has asked them to do a full review of the process and there are certain powers in the Act. There are potentially subsidy programs available for municipalities. Does the municipality have a budget for this type of transport? It was questioned if the Board was part of the conversation about applying for subsidy in 2008? Heather will check if there is a record of any type of application, however, it was noted that this is outside of our records retention period.

Jeff noted that they are coding these calls now and there is a section for mental health related calls and prisoner transportation calls. How is that billed out to municipalities? Is that a line item or does it get paid provincially. Jeff will check at the costing for 2018 to see if that is in the line items for actual costing. Three officers for airplane transportation is about \$10,000 per trip.

i) Board Training Opportunities

There is some board training opportunities offered by the OAPSB that can be part of our regular agendas to allow the board to participate together.

6. Next Meeting

Tuesday, May 7 @ 9:00 a.m. @ OPP detachment

7. Adjournment

That the Regular Kenora Police Services Board meeting be hereby adjourned at 10:17 a.m.



Kenora Detachment
350 Hwy 17A
Kenora, On, P9N 3X7
807-548-5534

Inspector Jeff Duggan
Detachment Commander

Report to Kenora Police Services Board

Jan-Feb-Mar 2019

Financial:

Municipal Revenue

Jan	Feb	Mar
\$2767.72	\$1921.25	\$2179.43

Policing Costs:

Estimated Annual Costs – 2011	\$ 6,687,785.00
Actual Costs – 2011	\$ 6,171,359.00
Estimated Annual costs – 2012	\$ 6,817,707.00
Actual Annual Costs – 2012	\$ 5,882,408.00
Estimated Annual costs – 2013	\$ 6,781,887.00
Actual Annual costs – 2013	\$ 5,917,335.00
Estimated costs – 2014	\$6,669,205.00
Actual costs – 2014	\$6,712,397.00
Estimated costs – 2015	\$6,344,757.00
Actual Annual Costs – 2015	\$6,464,472.00
Estimated costs – 2016	\$ 6,063,248.00
Actual Costs – 2016	\$6,025,428.00
Estimated costs – 2017	\$ 5,684,673.00
Actual cost – 2017	\$5,631,454.00
Estimate Costs – 2018	\$5,729,785.00

Operations:

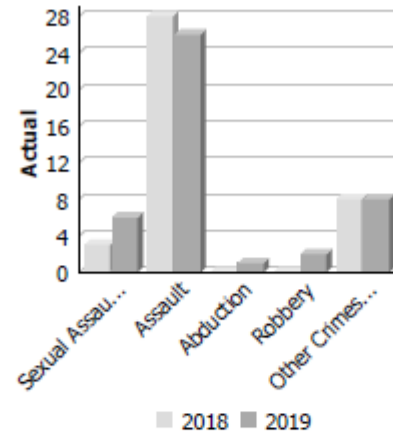
Total Number of Calls for Service:

Jan	Feb	Mar
1265	1228	1463

**Police Services Board Report for Kenora
Records Management System
January - 2019**

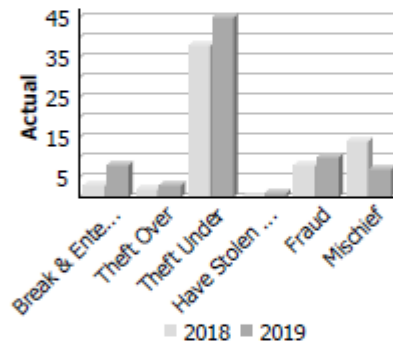
Violent Crime

Actual	January			Year to Date - January		
	2018	2019	% Change	2018	2019	% Change
Murder	0	0	--	0	0	--
Other Offences Causing Death	0	0	--	0	0	--
Attempted Murder	0	0	--	0	0	--
Sexual Assault	3	6	100.0%	3	6	100.0%
Assault	28	26	-7.1%	28	26	-7.1%
Abduction	0	1	--	0	1	--
Robbery	0	2	--	0	2	--
Other Crimes Against a Person	8	8	0.0%	8	8	0.0%
Total	39	43	10.3%	39	43	10.3%



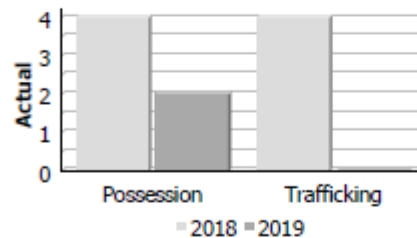
Property Crime

Actual	January			Year to Date - January		
	2018	2019	% Change	2018	2019	% Change
Arson	0	0	--	0	0	--
Break & Enter	3	8	166.7%	3	8	166.7%
Theft Over	2	3	50.0%	2	3	50.0%
Theft Under	38	45	18.4%	38	45	18.4%
Have Stolen Goods	0	1	--	0	1	--
Fraud	8	10	25.0%	8	10	25.0%
Mischief	14	7	-50.0%	14	7	-50.0%
Total	65	74	13.8%	65	74	13.8%



Drug Crime

Actual	January			Year to Date - January		
	2018	2019	% Change	2018	2019	% Change
Possession	4	2	-50.0%	4	2	-50.0%
Trafficking	4	0	-100.0%	4	0	-100.0%
Importation and Production	0	0	--	0	0	--
Total	8	2	-75.0%	8	2	-75.0%



Detachment: 2F - KENORA
Location code(s): 2F00 - KENORA
Area code(s): 2008 - Kenora
Data source date:
2019/04/27

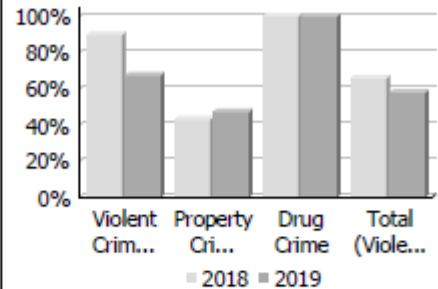
Report Generated by:
Clifford, Charlene

Report Generated on:
Apr 30, 2019 12:05:46 PM
PP-CSC-Operational Planning-4300

**Police Services Board Report for Kenora
Records Management System
January - 2019**

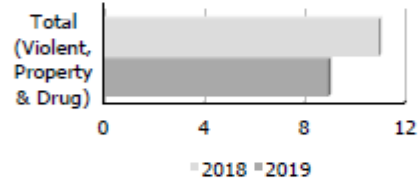
Clearance Rate

Clearance Rate	January			Year to Date - January		
	2018	2019	Difference	2018	2019	Difference
Violent Crime	89.7%	67.4%	-22.3%	89.7%	67.4%	-22.3%
Property Crime	43.1%	47.3%	4.2%	43.1%	47.3%	4.2%
Drug Crime	100.0%	100.0%	0.0%	100.0%	100.0%	0.0%
Total (Violent, Property & Drug)	65.8%	57.9%	-7.9%	65.8%	57.9%	-7.9%



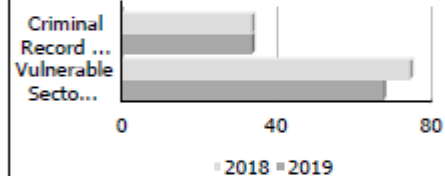
Unfounded

Unfounded	January			Year to Date - January		
	2018	2019	% Change	2018	2019	% Change
Total (Violent, Property & Drug)	11	9	-18.2%	11	9	-18.2%



Criminal Record and Vulnerable Sector Screening Checks

Actual	January			Year to Date - January		
	2018	2019	% Change	2018	2019	% Change
Criminal Record Checks	34	34	0.0%	34	34	0.0%
Vulnerable Sector Screening Checks	75	68	-9.3%	75	68	-9.3%



Data contained within this report is dynamic in nature and numbers will change over time as the Ontario Provincial Police continue to investigate and solve crime.

Data Utilized

- Major Crimes
- Niche RMS All Offence Level Business Intelligence Cube

Detachment: 2F - KENORA
Location code(s): 2F00 - KENORA
Area code(s): 2008 - Kenora
Data source date:
 2019/04/27

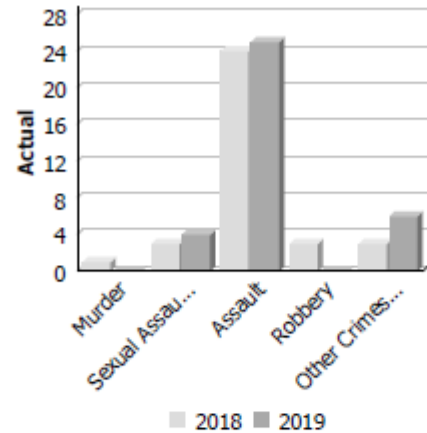
Report Generated by:
 Clifford, Charlene

Report Generated on:
 Apr 30, 2019 12:05:46 PM
 PP-CSC-Operational Planning-4300

**Police Services Board Report for Kenora
Records Management System
February - 2019**

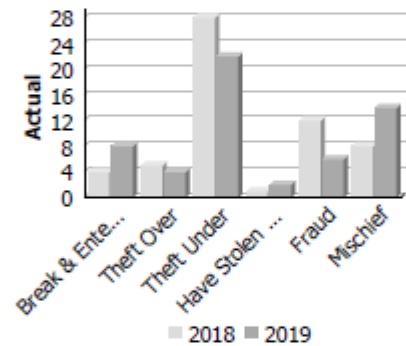
Violent Crime

Actual	February			Year to Date - February		
	2018	2019	% Change	2018	2019	% Change
Murder	1	0	-100.0%	1	0	-100.0%
Other Offences Causing Death	0	0	--	0	0	--
Attempted Murder	0	0	--	0	0	--
Sexual Assault	3	4	33.3%	6	10	66.7%
Assault	24	25	4.2%	52	51	-1.9%
Abduction	0	0	--	0	1	--
Robbery	3	0	-100.0%	3	2	-33.3%
Other Crimes Against a Person	3	6	100.0%	11	14	27.3%
Total	34	35	2.9%	73	78	6.8%



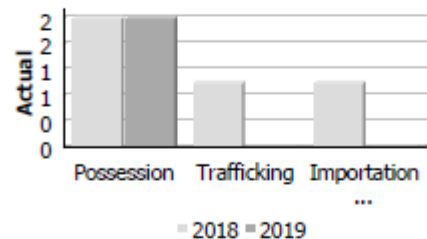
Property Crime

Actual	February			Year to Date - February		
	2018	2019	% Change	2018	2019	% Change
Arson	0	0	--	0	0	--
Break & Enter	4	8	100.0%	7	16	128.6%
Theft Over	5	4	-20.0%	7	7	0.0%
Theft Under	28	22	-21.4%	66	67	1.5%
Have Stolen Goods	1	2	100.0%	1	3	200.0%
Fraud	12	6	-50.0%	20	16	-20.0%
Mischief	8	14	75.0%	22	21	-4.5%
Total	58	56	-3.4%	123	130	5.7%



Drug Crime

Actual	February			Year to Date - February		
	2018	2019	% Change	2018	2019	% Change
Possession	2	2	0.0%	6	4	-33.3%
Trafficking	1	0	-100.0%	5	0	-100.0%
Importation and Production	1	0	-100.0%	1	0	-100.0%
Total	4	2	-50.0%	12	4	-66.7%

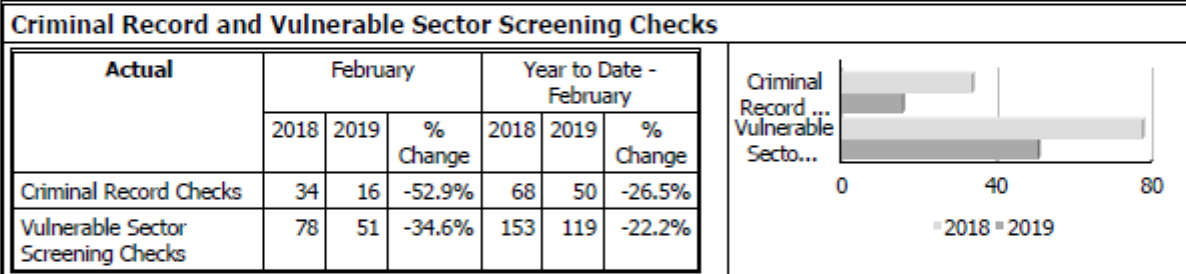
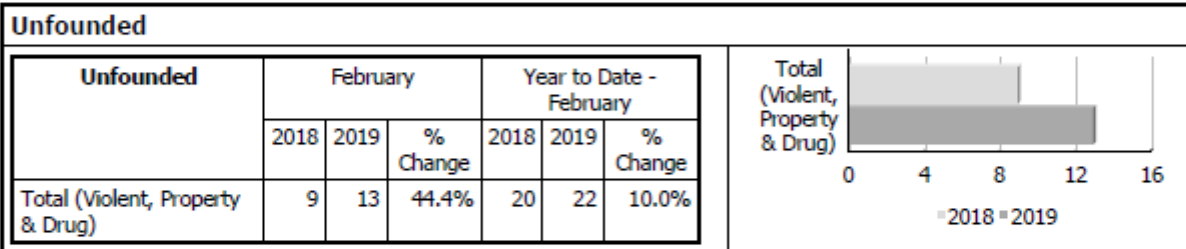
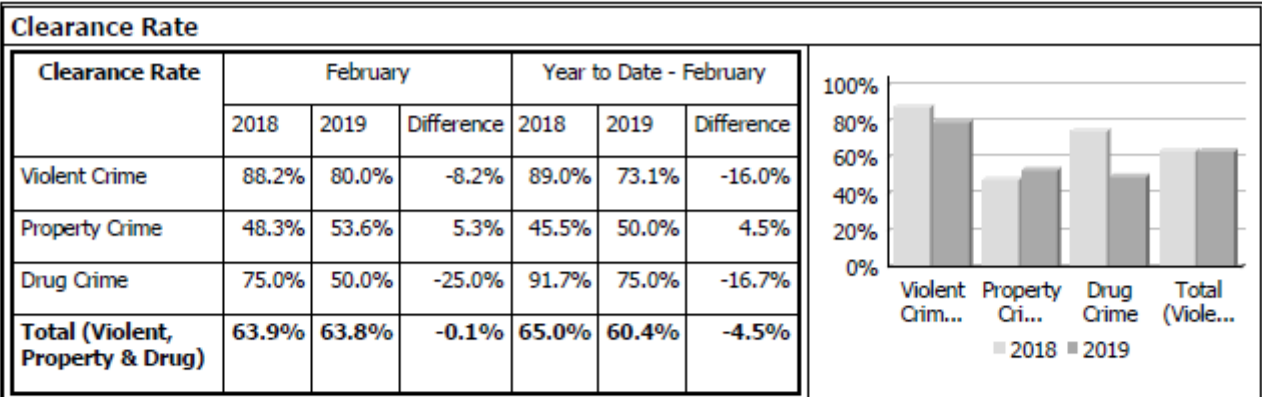


Detachment: 2F - KENORA
Location code(s): 2F00 - KENORA
Area code(s): 2008 - Kenora
Data source date:
2019/04/27

Report Generated by:
Clifford, Charlene

Report Generated on:
Apr 30, 2019 12:09:14 PM
PP-CSC-Operational Planning-4300

**Police Services Board Report for Kenora
Records Management System
February - 2019**



Data contained within this report is dynamic in nature and numbers will change over time as the Ontario Provincial Police continue to investigate and solve crime.

Data Utilized

- Major Crimes
- Niche RMS All Offence Level Business Intelligence Cube

Detachment: 2F - KENORA
Location code(s): 2F00 - KENORA
Area code(s): 2008 - Kenora
Data source date:
 2019/04/27

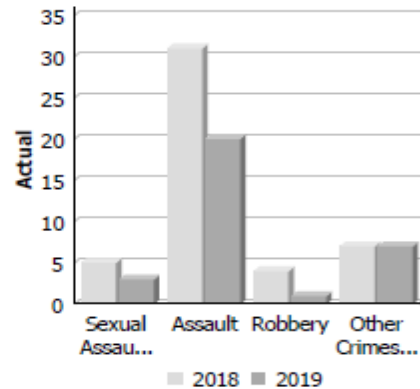
Report Generated by:
 Clifford, Charlene

Report Generated on:
 Apr 30, 2019 12:09:14 PM
 PP-CSC-Operational Planning-4300

**Police Services Board Report for Kenora
Records Management System
March - 2019**

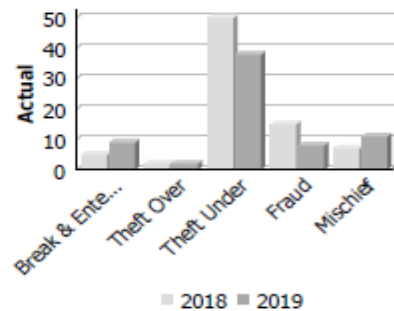
Violent Crime

Actual	March			Year to Date - March		
	2018	2019	% Change	2018	2019	% Change
Murder	0	0	--	1	0	-100.0%
Other Offences Causing Death	0	0	--	0	0	--
Attempted Murder	0	0	--	0	0	--
Sexual Assault	5	3	-40.0%	11	13	18.2%
Assault	31	20	-35.5%	83	71	-14.5%
Abduction	0	0	--	0	1	--
Robbery	4	1	-75.0%	7	3	-57.1%
Other Crimes Against a Person	7	7	0.0%	18	21	16.7%
Total	47	31	-34.0%	120	109	-9.2%



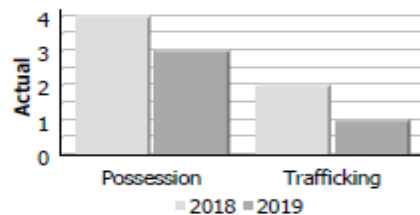
Property Crime

Actual	March			Year to Date - March		
	2018	2019	% Change	2018	2019	% Change
Arson	0	0	--	0	0	--
Break & Enter	5	9	80.0%	12	25	108.3%
Theft Over	2	2	0.0%	9	9	0.0%
Theft Under	50	38	-24.0%	116	105	-9.5%
Have Stolen Goods	0	0	--	1	3	200.0%
Fraud	15	8	-46.7%	35	24	-31.4%
Mischief	7	11	57.1%	29	32	10.3%
Total	79	68	-13.9%	202	198	-2.0%



Drug Crime

Actual	March			Year to Date - March		
	2018	2019	% Change	2018	2019	% Change
Possession	4	3	-25.0%	10	7	-30.0%
Trafficking	2	1	-50.0%	7	1	-85.7%
Importation and Production	0	0	--	1	0	-100.0%
Total	6	4	-33.3%	18	8	-55.6%



Clearance Rate

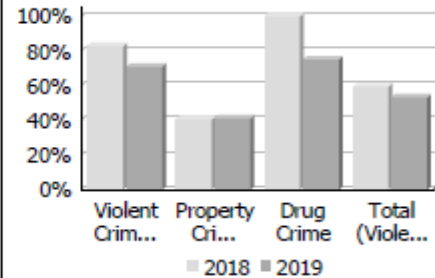
Detachment: 2F - KENORA
Location code(s): 2F00 - KENORA
Area code(s): 2008 - Kenora
Data source date:
2019/04/27

Report Generated by:
Clifford, Charlene

Report Generated on:
Apr 30, 2019 12:10:29 PM
PP-CSC-Operational Planning-4300

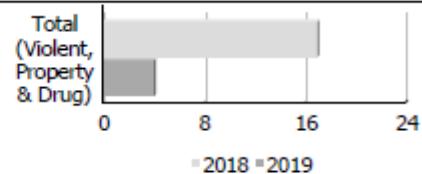
**Police Services Board Report for Kenora
Records Management System
March - 2019**

Clearance Rate	March			Year to Date - March		
	2018	2019	Difference	2018	2019	Difference
Violent Crime	83.0%	71.0%	-12.0%	86.7%	72.5%	-14.2%
Property Crime	40.5%	41.2%	0.7%	43.6%	47.0%	3.4%
Drug Crime	100.0%	75.0%	-25.0%	94.4%	75.0%	-19.4%
Total (Violent, Property & Drug)	59.3%	53.3%	-6.0%	62.8%	58.1%	-4.7%



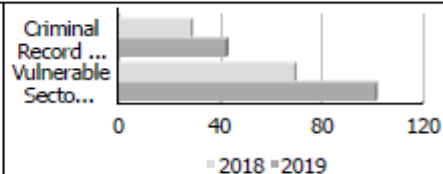
Unfounded

Unfounded	March			Year to Date - March		
	2018	2019	% Change	2018	2019	% Change
Total (Violent, Property & Drug)	17	4	-76.5%	37	26	-29.7%



Criminal Record and Vulnerable Sector Screening Checks

Actual	March			Year to Date - March		
	2018	2019	% Change	2018	2019	% Change
Criminal Record Checks	29	43	48.3%	97	93	-4.1%
Vulnerable Sector Screening Checks	70	102	45.7%	223	221	-0.9%



Data contained within this report is dynamic in nature and numbers will change over time as the Ontario Provincial Police continue to investigate and solve crime.

Data Utilized

- Major Crimes
- Niche RMS All Offence Level Business Intelligence Cube

Detachment: 2F - KENORA
Location code(s): 2F00 - KENORA
Area code(s): 2008 - Kenora
Data source date:
 2019/04/27

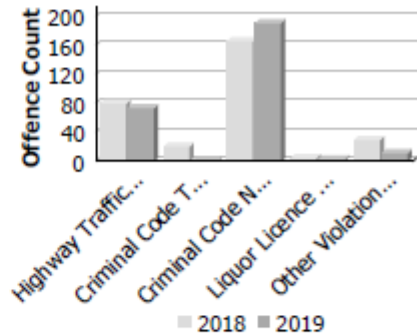
Report Generated by:
 Clifford, Charlene

Report Generated on:
 Apr 30, 2019 12:10:29 PM
 PP-CSC-Operational Planning-4300

Police Services Board Report for Kenora
Integrated Court Offence Network
January - 2019

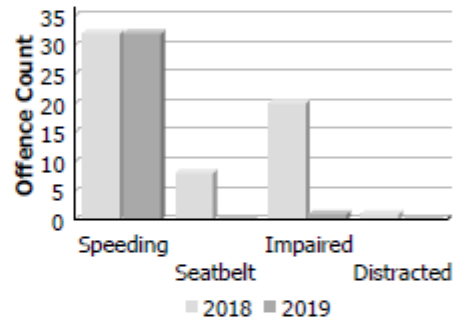
Criminal Code and Provincial Statute Charges Laid

Offence Count	January			Year to Date - January		
	2018	2019	% Change	2018	2019	% Change
Highway Traffic Act	80	74	-7.5%	80	74	-7.5%
Criminal Code Traffic	21	1	-95.2%	21	1	-95.2%
Criminal Code Non-Traffic	166	191	15.1%	166	191	15.1%
Liquor Licence Act	5	3	-40.0%	5	3	-40.0%
Other Violations	30	12	-60.0%	30	12	-60.0%
All Violations	302	281	-7.0%	302	281	-7.0%



Traffic Related Charges

Offence Count	January			Year to Date - January		
	2018	2019	% Change	2018	2019	% Change
Speeding	32	32	0.0%	32	32	0.0%
Seatbelt	8	0	-100.0%	8	0	-100.0%
Impaired	20	1	-95.0%	20	1	-95.0%
Distracted	1	0	-100.0%	1	0	-100.0%



Integrated Court Offence Network data is updated on a monthly basis: Data could be as much as a month and a half behind.

Data Utilized

- Ministry of Attorney General, Integrated Court Offence Network
- Integrated Court Offence Network Charge Business Intelligence Cube

Detachment: 2F - KENORA
Location code(s): 2F00 - KENORA
Data source date:
 Apr 15, 2019 11:26:19 AM

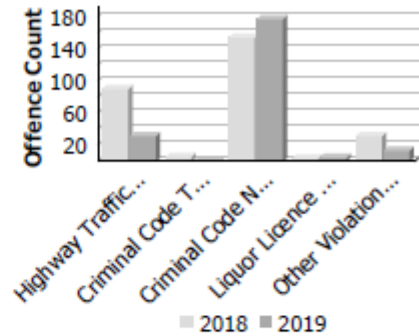
Report Generated by:
 Clifford, Charlene

Report Generated on:
 Apr 30, 2019 12:11:48 PM
 PP-CSC-Operational Planning-4300

Police Services Board Report for Kenora
Integrated Court Offence Network
February - 2019

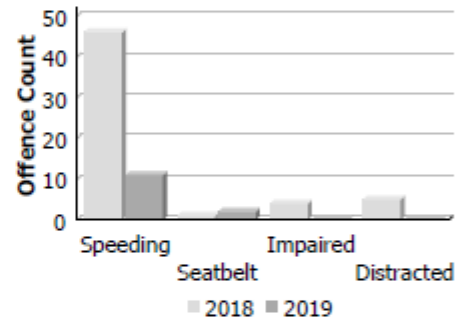
Criminal Code and Provincial Statute Charges Laid

Offence Count	February			Year to Date - February		
	2018	2019	% Change	2018	2019	% Change
Highway Traffic Act	90	32	-64.4%	170	106	-37.6%
Criminal Code Traffic	6	0	-100.0%	27	1	-96.3%
Criminal Code Non-Traffic	154	177	14.9%	320	368	15.0%
Liquor Licence Act	4	5	25.0%	9	8	-11.1%
Other Violations	32	14	-56.2%	62	26	-58.1%
All Violations	286	228	-20.3%	588	509	-13.4%



Traffic Related Charges

Offence Count	February			Year to Date - February		
	2018	2019	% Change	2018	2019	% Change
Speeding	46	11	-76.1%	78	43	-44.9%
Seatbelt	1	2	100.0%	9	2	-77.8%
Impaired	4	0	-100.0%	24	1	-95.8%
Distracted	5	0	-100.0%	6	0	-100.0%



Integrated Court Offence Network data is updated on a monthly basis: Data could be as much as a month and a half behind.

Data Utilized

- Ministry of Attorney General, Integrated Court Offence Network
- Integrated Court Offence Network Charge Business Intelligence Cube

Detachment: 2F - KENORA
Location code(s): 2F00 - KENORA
Data source date:
 Apr 15, 2019 11:26:19 AM

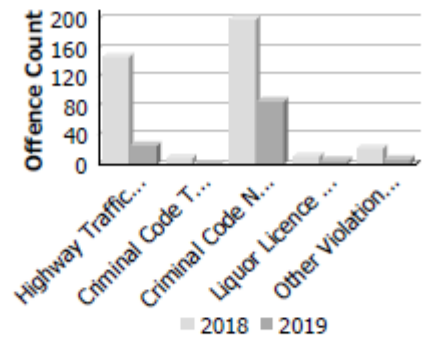
Report Generated by:
 Clifford, Charlene

Report Generated on:
 Apr 30, 2019 12:12:59 PM
 PP-CSC-Operational Planning-4300

Police Services Board Report for Kenora
Integrated Court Offence Network
March - 2019

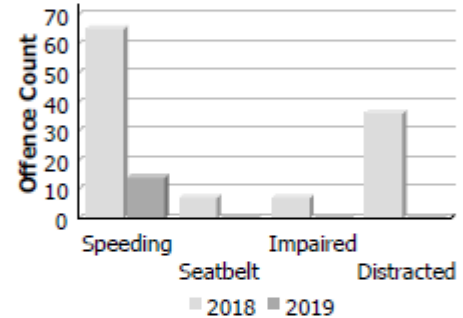
Criminal Code and Provincial Statute Charges Laid

Offence Count	March			Year to Date - March		
	2018	2019	% Change	2018	2019	% Change
Highway Traffic Act	148	26	-82.4%	318	132	-58.5%
Criminal Code Traffic	9	0	-100.0%	36	1	-97.2%
Criminal Code Non-Traffic	200	87	-56.5%	520	455	-12.5%
Liquor Licence Act	11	5	-54.5%	20	13	-35.0%
Other Violations	22	7	-68.2%	84	33	-60.7%
All Violations	390	125	-67.9%	978	634	-35.2%



Traffic Related Charges

Offence Count	March			Year to Date - March		
	2018	2019	% Change	2018	2019	% Change
Speeding	65	14	-78.5%	143	57	-60.1%
Seatbelt	7	0	-100.0%	16	2	-87.5%
Impaired	7	0	-100.0%	31	1	-96.8%
Distracted	36	0	-100.0%	42	0	-100.0%



Integrated Court Offence Network data is updated on a monthly basis: Data could be as much as a month and a half behind.

Data Utilized

- Ministry of Attorney General, Integrated Court Offence Network
- Integrated Court Offence Network Charge Business Intelligence Cube

Detachment: 2F - KENORA
Location code(s): 2F00 - KENORA
Data source date:
 Apr 15, 2019 11:26:19 AM

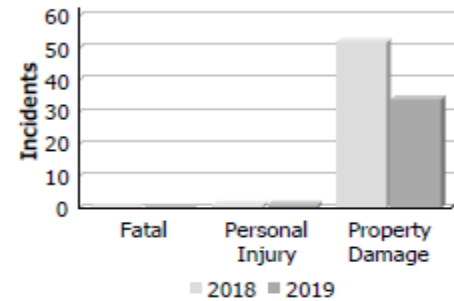
Report Generated by:
 Clifford, Charlene

Report Generated on:
 Apr 30, 2019 12:14:03 PM
 PP-CSC-Operational Planning-4300

**Police Services Board Report for Kenora
Collision Reporting System
January - 2019**

Motor Vehicle Collisions by Type

Incidents	January			Year to Date - January		
	2018	2019	% Change	2018	2019	% Change
Fatal	0	0	--	0	0	--
Personal Injury	1	1	0.0%	1	1	0.0%
Property Damage	52	34	-34.6%	52	34	-34.6%
Total	53	35	-34.0%	53	35	-34.0%



Fatalities in Detachment Area

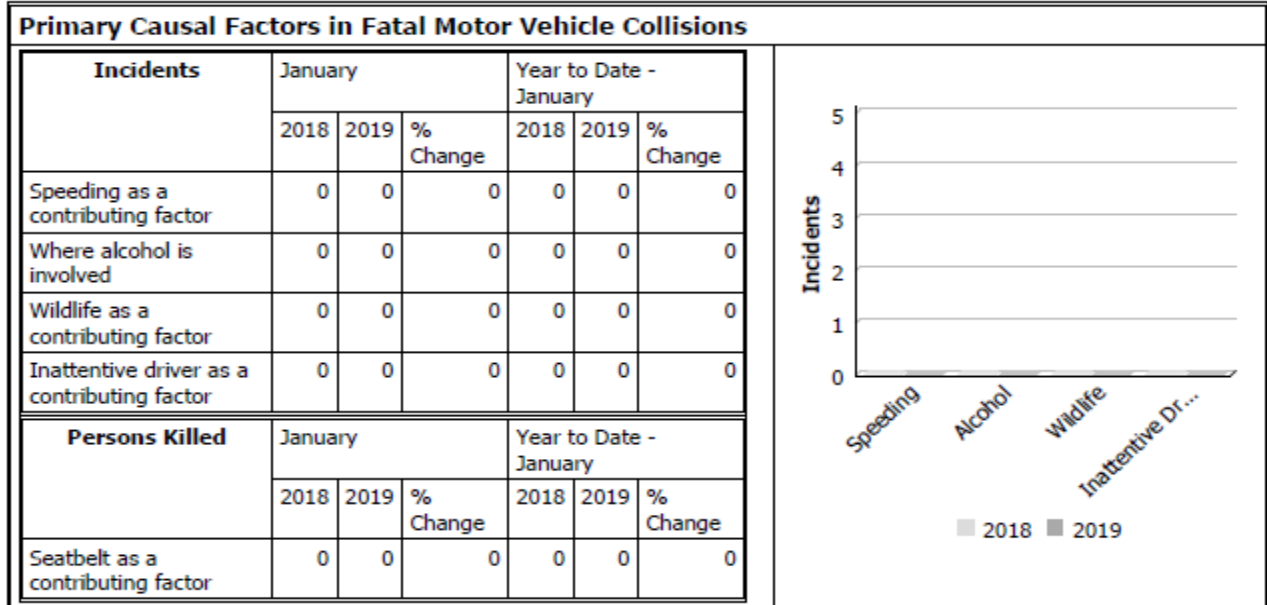
Incidents		January			Year to Date - January		
		2018	2019	% Change	2018	2019	% Change
Motor Vehicle Collision	Fatal Incidents	0	0	--	0	0	--
	Alcohol Related	0	0	--	0	0	--
Off-Road Vehicle	Fatal Incidents	0	0	--	0	0	--
	Alcohol Related	0	0	--	0	0	--
Motorized Snow Vehicle	Fatal Incidents	0	0	--	0	0	--
	Alcohol Related	0	0	--	0	0	--
Persons Killed		January			Year to Date - January		
		2018	2019	% Change	2018	2019	% Change
Motor Vehicle Collision		0	0	--	0	0	--
Off-Road Vehicle		0	0	--	0	0	--
Motorized Snow Vehicle		0	0	--	0	0	--

Detachment: 2F - KENORA
Location code(s): 2F00-KENORA
Data source date:
 2019/04/29

Report Generated by:
 Clifford, Charlene

Report Generated on:
 Apr 30, 2019 12:14:49 PM
 PP-CSC-Operational Planning-4300

Police Services Board Report for Kenora
Collision Reporting System
January - 2019



Data Utilized

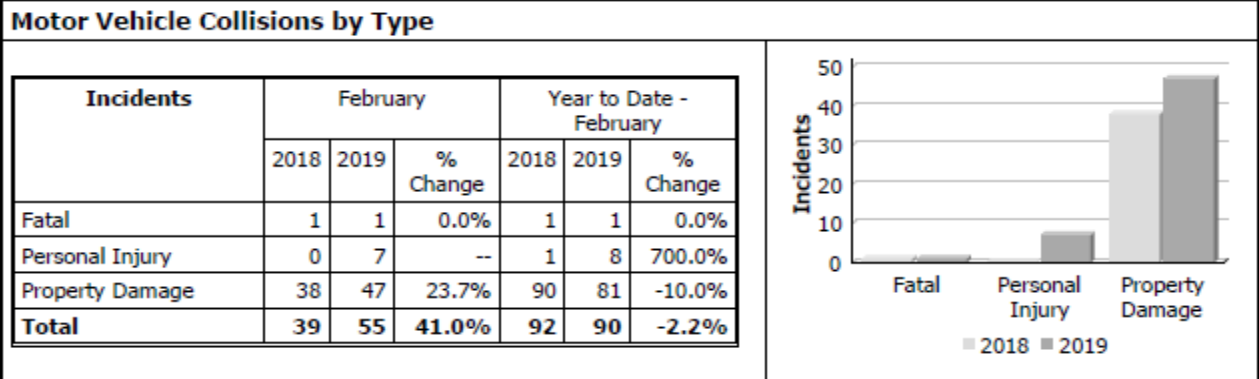
- SQL online application reporting system – OPP CRS 2.3.09
- Collision Reporting System Business Intelligence Cube

Detachment: 2F - KENORA
Location code(s): 2F00-KENORA
Data source date:
 2019/04/29

Report Generated by:
 Clifford, Charlene

Report Generated on:
 Apr 30, 2019 12:14:49 PM
 PP-CSC-Operational Planning-4300

Police Services Board Report for Kenora
Collision Reporting System
February - 2019



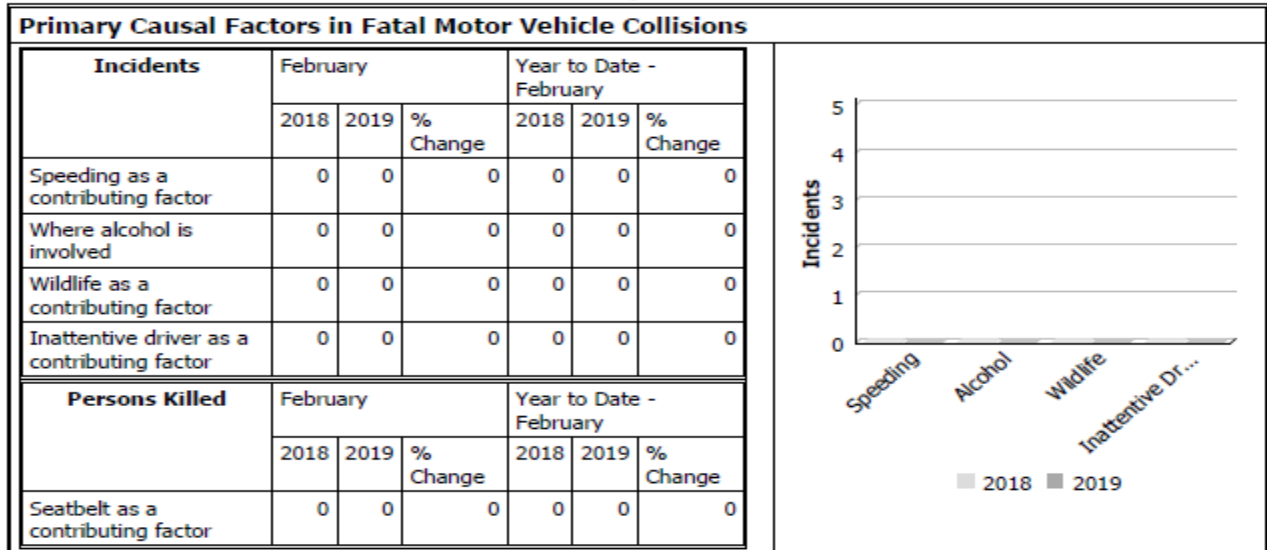
Fatalities in Detachment Area							
Incidents		February			Year to Date - February		
		2018	2019	% Change	2018	2019	% Change
Motor Vehicle Collision	Fatal Incidents	1	1	0.0%	1	1	0.0%
	Alcohol Related	0	0	--	0	0	--
Off-Road Vehicle	Fatal Incidents	0	0	--	0	0	--
	Alcohol Related	0	0	--	0	0	--
Motorized Snow Vehicle	Fatal Incidents	0	0	--	0	0	--
	Alcohol Related	0	0	--	0	0	--
Persons Killed		February			Year to Date - February		
		2018	2019	% Change	2018	2019	% Change
Motor Vehicle Collision		1	1	0.0%	1	1	0.0%
Off-Road Vehicle		0	0	--	0	0	--
Motorized Snow Vehicle		0	0	--	0	0	--

Detachment: 2F - KENORA
Location code(s): 2F00-KENORA
Data source date:
 2019/04/29

Report Generated by:
 Clifford, Charlene

Report Generated on:
 Apr 30, 2019 12:16:16 PM
 PP-CSC-Operational Planning-4300

Police Services Board Report for Kenora
Collision Reporting System
February - 2019



Data Utilized

- SQL online application reporting system – OPP CRS 2.3.09
- Collision Reporting System Business Intelligence Cube

Detachment: 2F - KENORA
Location code(s): 2F00-KENORA
Data source date:
 2019/04/29

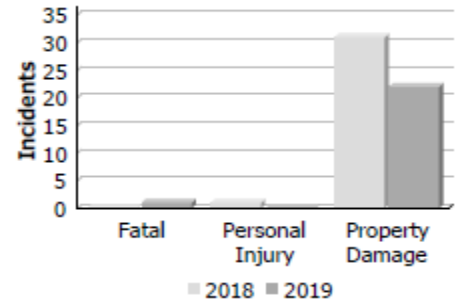
Report Generated by:
 Clifford, Charlene

Report Generated on:
 Apr 30, 2019 12:16:16 PM
 PP-CSC-Operational Planning-4300

Police Services Board Report for Kenora
Collision Reporting System
March - 2019

Motor Vehicle Collisions by Type

Incidents	March			Year to Date - March		
	2018	2019	% Change	2018	2019	% Change
Fatal	0	1	--	1	2	100.0%
Personal Injury	1	0	-100.0%	2	8	300.0%
Property Damage	31	22	-29.0%	121	103	-14.9%
Total	32	23	-28.1%	124	113	-8.9%



Fatalities in Detachment Area

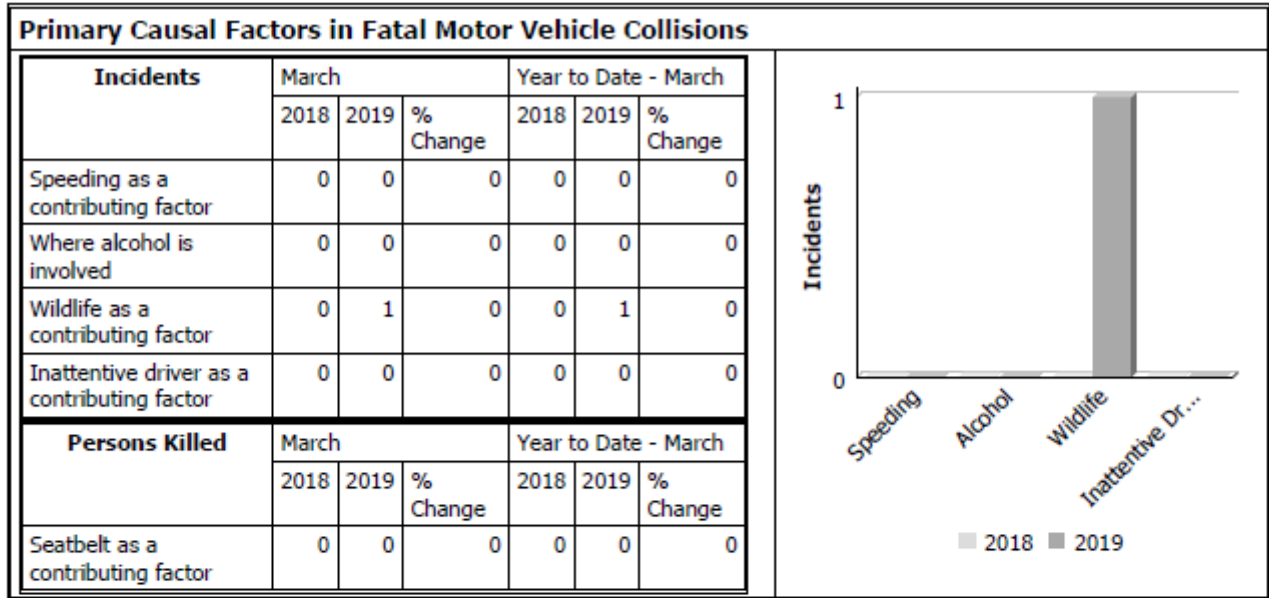
Incidents		March			Year to Date - March		
		2018	2019	% Change	2018	2019	% Change
Motor Vehicle Collision	Fatal Incidents	0	0	--	1	1	0.0%
	Alcohol Related	0	0	--	0	0	--
Off-Road Vehicle	Fatal Incidents	0	0	--	0	0	--
	Alcohol Related	0	0	--	0	0	--
Motorized Snow Vehicle	Fatal Incidents	0	1	--	0	1	--
	Alcohol Related	0	0	--	0	0	--
Persons Killed		March			Year to Date - March		
		2018	2019	% Change	2018	2019	% Change
Motor Vehicle Collision		0	0	--	1	1	0.0%
Off-Road Vehicle		0	0	--	0	0	--
Motorized Snow Vehicle		0	1	--	0	1	--

Detachment: 2F - KENORA
Location code(s): 2F00-KENORA
Data source date:
 2019/04/29

Report Generated by:
 Clifford, Charlene

Report Generated on:
 Apr 30, 2019 12:17:08 PM
 PP-CSC-Operational Planning-4300

Police Services Board Report for Kenora
Collision Reporting System
March - 2019



Data Utilized

- SQL online application reporting system – OPP CRS 2.3.09
- Collision Reporting System Business Intelligence Cube

Detachment: 2F - KENORA
Location code(s): 2F00-KENORA
Data source date:
 2019/04/29

Report Generated by:
 Clifford, Charlene

Report Generated on:
 Apr 30, 2019 12:17:08 PM
 PP-CSC-Operational Planning-4300

Police Services Board Report for Kenora
2019/Jan

Public Complaints	
Policy	0
Service	0
Conduct	0

Date information collected from Professional Standards Bureau Commander Reports: 2019-04-30

Data Source

Ontario Provincial Police, Professional Standards Bureau Commander Reports

- Includes all public policy, service and conduct complaints submitted to the Office of the Independent Police Review Director (OIPRD)

Secondary Employment

Daily Activity Reporting Patrol Hours	
Total Hours	2019/Jan
Number of Cruiser Patrol Hours	445.50
Number of Motorcycle Patrol Hours	0.00
Number of Marine Patrol Hours	0.00
Number of ATV Patrol Hours	0.00
Number of Snowmobile Patrol Hours	7.50
Number of Bicycle Patrol Hours	0.00
Number of Foot Patrol Hours	47.25
Number of School Patrol Hours	88.50

Data source (Daily Activity Reporting System) date: 2019/04/28

Detachment: 2F - KENORA

Location code(s): 2F00 - KENORA

Area code(s): 2008 - Kenora (old association)

Report Generated by:

Clifford, Charlene

Report Generated on:

Apr 30, 2019 12:17:48 PM

PP-CSC-Operational Planning-4300

Police Services Board Report for Kenora
2019/Feb

Public Complaints	
Policy	0
Service	0
Conduct	0

Date information collected from Professional Standards Bureau Commander Reports: 2019-04-30

Data Source

Ontario Provincial Police, Professional Standards Bureau Commander Reports

- Includes all public policy, service and conduct complaints submitted to the Office of the Independent Police Review Director (OIPRD)

Secondary Employment

Daily Activity Reporting Patrol Hours	
Total Hours	2019/Feb
Number of Cruiser Patrol Hours	327.50
Number of Motorcycle Patrol Hours	0.00
Number of Marine Patrol Hours	0.00
Number of ATV Patrol Hours	0.00
Number of Snowmobile Patrol Hours	3.00
Number of Bicycle Patrol Hours	0.00
Number of Foot Patrol Hours	38.00
Number of School Patrol Hours	61.75

Data source (Daily Activity Reporting System) date: 2019/04/28

Detachment: 2F - KENORA

Location code(s): 2F00 - KENORA

Area code(s): 2008 - Kenora (old association)

Report Generated by:
Clifford, Charlene

Report Generated on:
Apr 30, 2019 12:20:32 PM
PP-CSC-Operational Planning-4300

**Police Services Board Report for Kenora
2019/Mar**

Public Complaints	
Policy	0
Service	0
Conduct	0

Date information collected from Professional Standards Bureau Commander Reports: 2019-04-30

Data Source

Ontario Provincial Police, Professional Standards Bureau Commander Reports

- Includes all public policy, service and conduct complaints submitted to the Office of the Independent Police Review Director (OIPRD)

Secondary Employment

Daily Activity Reporting Patrol Hours	
Total Hours	2019/Mar
Number of Cruiser Patrol Hours	340.75
Number of Motorcycle Patrol Hours	0.00
Number of Marine Patrol Hours	0.00
Number of ATV Patrol Hours	0.00
Number of Snowmobile Patrol Hours	4.00
Number of Bicycle Patrol Hours	0.00
Number of Foot Patrol Hours	37.00
Number of School Patrol Hours	52.00

Data source (Daily Activity Reporting System) date: 2019/04/28

Detachment: 2F - KENORA

Location code(s): 2F00 - KENORA

Area code(s): 2008 - Kenora (old association)

Report Generated by:
Clifford, Charlene

Report Generated on:
Apr 30, 2019 12:21:36 PM
PP-CSC-Operational Planning-4300

Policing” a Partnership with the Community

COMMUNITY SERVICES OFFICER REPORT – Jan-Feb-Mar

Cst. Laurie Harkof

Kenora

School activities:

P/C HARKOF returned to the Community Safety Role at the end of January. P/C HARKOF teaches the KIDS program at St. Louis School, Keewatin Public and Bimose. P/C HARKOF attended Beaver Brae and spoke to Grade 7 classes regarding Online Safety and Sexting.

P/C HARKOF and P/C CANFILED also help out for calls for service and conducted foot patrol. Officers continue to conduct foot patrols in all of the schools.

Community Activities

P/C HARKOF continued duties as the Media Relations Officers and on various committees including the Kenora Substance Abuse and Mental Health Task Force, Safe Grad and Safe Communities Kenora. P/C HARKOF is the co-chair of Safe Communities.

P/C CANFIELD and P/C HARKOF organized a Polar Plunge Event to raise money for Special Olympics Ontario. This event consisted of 2 months of planning for the event. The fundraiser raised \$10, 441.

Community Mobilization Officer Report

January, February, March 2019

Transfer of Care Agreement – Renewal

- Monday, Jan 7th
- LOTW District Hospital Board Room
- Met with hospital management to review/update existing Transfer of Care Agreement (re; individuals apprehended under the Mental Health Act)

Strategic Planning Focus Group

- Monday, Jan, 7th
- Firefly Strategic Planning – Focus Group With Community Partners
- Discussed strategic planning for Firefly in 2019

Drug Court Training Sub-Committee / Teleconference

- Wednesday, Jan 9th
- CMHA Kenora
- Discussed next steps for Drug Treatment Court Training
- (Part of HSJCC Work plan)

Complex Care Client Group Meeting

- Tues, Jan 15, March 26th
- LOTW District Hospital

- Discussed complex clients and management strategies with stakeholders

Kenora Coalition To End Human Trafficking Meeting

- Tues, Jan 15th
- Women's Shelter Saakaate House
- Worked through agenda and discussed coalition business

RISK STEERING COMMITTEE MEETING

- Wed Jan 16th
- Firefly boardroom
- Discussed RISK Table administrative issues including – Risk Driven Tracking Data Base (RTD), Tech Enabled Hub Pilot Project, Terms of Reference etc.

Kenora Youth Wellness Hub Ontario network meeting

- Jan 21st
- KPDSB boardroom - 4th floor Seven Generations
- Updates regarding the program
- Introduction of 3 new staff hired for the project

Form 2 Apprehension

- Tues, Jan 29th
- Assisted community partner with successfully obtaining a “Form 2” (Order for Examination s. 16 of the Mental Health Act)

- Individual was located, apprehended, assessed and admitted to schedule 1 unit (psych ward) of LOTW District Hospital

Canadian Municipal Network on Crime Prevention Conference Call

- Wed, Jan 30th
- City of Kenora Operations Building
- Provided police perspective to CMNCP conference call
- Discussed AMO and ROMA conferences, resources available and strategic direction
- Training and assistance with municipalities

Ontario Municipal Drug Strategy Coordinators Network Teleconference

- Wed, Jan 30th
- Providing police perspective & input to provincial network

Multi-Sectoral Risk-Based Intervention Initiatives Community of Practice Monthly Teleconference

- Wed, Jan 30th
- Provided input from the Kenora Risk Table as update from the community
- Shared the virtual “COR” meeting & how situation tables in NOW can meet and discuss issues, share information, etc.

Lake of The Woods District Hospital Public Meeting “Operational Review and Future Plans”

- Thursday, Jan 31st
- Attended public meeting at Seven Generations

Human Services and Justice Coordinating Committee Work plan Meeting

- Monday, Feb 4th , Firefly
- Discussed Provincial HSJCC Work plan (local priorities in relation to provincial priorities)
- Provided police input/perspective to meeting

Kenora Substance Abuse and Mental Health Task Force Steering Committee Meeting

- Monday, Feb 11, City Operations Building
- Worked through agenda, updates and Task Force related business
- Community Safety and Well-Being Planning discussion
- Presentation on OPP Drug Recognition Expert Program by Constable Jordan Taman

Safe Bed Program Referral Process Flow Meeting

- Wed Feb 13th
- CMHA Kenora
- Discussed Referral Pathways and scenarios with community partners
- Preparation for program opening in May

Community Mobilization Presentation

- Tues, Feb 19th
- CMO facilitated presentation to 5 new OPP recruits on Community Mobilization and Ontario's Mobilization and Engagement Model of Community Policing
- Discussed community initiatives and the value of agency partnerships

Human Trafficking Awareness Event

- Feb 21 & 22
- Wauzhaushk Onigum First Nation Golden Eagle Charitable Casino
- CMO facilitated presentation on Kenora Coalition to End Human Trafficking

MENTAL HEALTH COURT STAKEHOLDERS MEETING

- Wed. Feb 27
- Kenora Court House
- Provided police perspective and input to meeting
- Discussed in-custody mental health related transfers, Form 2 admissions, NCR assessments etc.

Kenora Association For Community Living Board Meeting

- Thurs, Feb 28th
- KACL Office
- CMO is board member (advisory capacity)
- Provided police perspective/input to meeting
- Discussed agenda items including, program reports, financial statement, etc.

Safe Bed Program Follow Up Meeting

- Wed, Mar 6th
- CMHA – Kenora Office
- Discussion regarding referral pathways with community partners (CMHA –Kenora, LOTW District Hospital)
- Program opening in May

Kenora Emergency Shelter Grand Opening

- Mon, March 11th
- Attended ceremony opening new emergency shelter
- Attendees included MPP Greg Rickford, Ministry of Municipal Affairs and Housing Steve Clark, KDSB CEO Henry Wall and Kenora Mayor Dan Reynard

Enforcement Pillar Meeting

- Monday, March 18
- Portage Youth Centre board room
- Pillar is part of Kenora Substance Abuse and Mental Health Task Force
- Discussed agenda items including Community Safety and Well-Being Planning, Safer Ontario Act, etc.

Tri-Community Drug Action Table

- Tues, Mar 19th (teleconference)
- Discussed next steps re: Enforcement and Drug Court partnership with communities
- Treaty Three Police, Federal and Provincial Crowns, Grand Council Treaty Three taking part in call

Safe Bed Program Tour/Meeting

- Thurs, Mar, 21st
- Tour of new Safe Bed Facility in Keewatin followed by meeting at CMHA – Kenora discussing referral pathways, scenarios prior to opening program in May

Community Safety and Well-Being Planning Meeting

- Wed, Mar 27th
- City Operations Building
- Teleconference with Felix Munger (CMNCP), Adam Smith and Councillor Sharon Smith regarding CSWB Planning and updating the Kenora Community Safety and Well-Being Plan (2015)

“Situational Awareness” Training

- Wed, Mar 27th
- Kenora Association for Community Living office
- Provided training/seminar at the request of KACL management to approx 30 staff on “Situational Awareness”

- Discussed personal safety strategies, attack cues, case studies

RISK Table (Rapid Intervention Services Kenora)

- Jan 8, 22, Feb 5, 19, Mar 5, 19 , OPP Detachment (on-going)
- Strategy for reducing acutely elevated risk
- CMO is Co-chair of RISK Table
- (Risk Table meets every second Tuesday of each month)

Kenora Drug Treatment Court

- Jan 22, Feb 12th, Mar 12, 26th bi-weekly (on-going)
- CMO Provides police input during pre-court meetings and during the DTC process